


















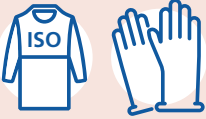






Personal Protective Equipment (PPE) Requirements For Patient Care Areas

Patient Status		Non-COVID-19			COVID-19 Confirmed or Suspected		
Type of Procedure	Routine Care	*Aerosol Generating & Code White	*Intubation	Routine Care	*Aerosol Generating Negative pressure room if available	Protected Intubation Negative pressure room if available	
PPE PRODUCTS	Surgical/ Procedure Mask						
	Face Shield						
	N95						
	Gown & Gloves	 *As required	 *As required				

*Aerosol-Generating Medical Procedures:

- Extubation
- High-flow oxygen
- Intubation
- Large volume nebulizers for humidity
- Manual ventilation
- Nebulized Medication
- Needle thoracostomy
- Non-invasive ventilation
- Open suctioning

When wearing a mask for an extended period of time:

- Don mask with clean hands and wear as long as possible
- Always Perform hand hygiene prior to touching your face or after adjusting the mask
- Do not wear mask under chin or around neck
- Be careful when removing your mask
- Discard the mask when it becomes soiled or saturated
- Discard mask after removing it to eat or drink
- Inappropriate use of PPE can lead to self contamination

Gowns:

1. ISO Gowns include:
 - Yellow, cloth or disposable
 - Blue, plastic with thumb-holes
2. Fluid Resistant & Fluid Impermeable gowns are available in the Code PPE Bundles

*Always use an N-95 for bronchoscopy, sputum induction & autopsy.